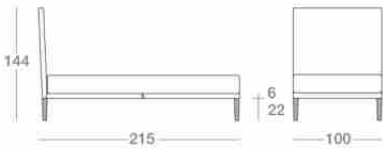


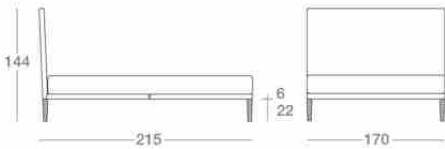
BED **GINEVRA** SINGOLO 100X215 H144 | SPRING BASE 90X200



Frame in double-panelled deal and poplar, feet in brushed unfinished metal, rust protection with clear matte enamel and wax finish. Filling in differentiated density polyurethane foam.

90X200 spring base with metal support structure and wooden slats with cover in velvet included in the structure of the bed. A mattress in the same size as the spring base can be purchased separately.

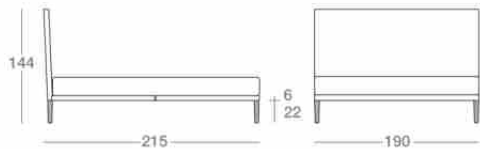
BED **GINEVRA** 170X215 H144 | SPRING BASE 160X200



Frame in double-panelled deal and poplar, feet in brushed unfinished metal, rust protection with clear matte enamel and wax finish. Filling in differentiated density polyurethane foam.

160X200 spring base with metal support structure and wooden slats with cover in velvet included in the structure of the bed. A mattress in the same size as the spring base can be purchased separately.

BED **GINEVRA** 190X215 H144 | SPRING BASE 180X200



Frame in double-panelled deal and poplar, feet in brushed unfinished metal, rust protection with clear matte enamel and wax finish. Filling in differentiated density polyurethane foam.

180X200 spring base with metal support structure and wooden slats with cover in velvet included in the structure of the bed. A mattress in the same size as the spring base can be purchased separately.

BENCH **GINEVRA** 170X45 H42



Structure in beech, feet in brushed unfinished metal, rust protection with clear matte enamel and wax finish. Springing with woven elastic straps in covered rubber. Seat cushion in washed and sterilised goose down with pads in differentiated density polyurethane foam.