

## Family Chairs

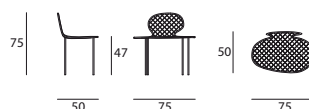
design Junya Ishigami



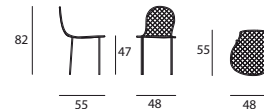
Collection of 5 different steel chairs. Structure in 12mm tubular steel, curved using a numeric control machine and 15mm tubular steel legs welded together using internal reinforcement. The seat mesh is in 3mm steel wire with a 40x40mm diagonal weave, individually rolled for each seat. Finished with epoxy paint in the colour RAL 9010-white or electro-coated in the outdoor version. For colours on request refer to RAL-K7 card.

Seat cushions available in customized dimensions for each chair in seat-only or seat-and-back versions. Padding in polyurethane covered with acrylic fibre layers, covers fully removable. For outdoor version, covers and padding only with outdoor materials.

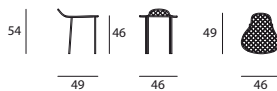
Family Chair A



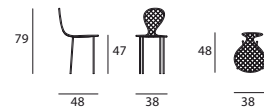
Family Chair B



Family Chair D



Family Chair E



Family Chair C

