

vision next

design pierre mazairac / karel boonzaaijer 1985



P A S T O E

Opbouw

Kastensysteem bestaande uit open en gesloten rompen, legplanken, deuren, laden, kleppen en stelvoeten. De rompen zijn volledig verlijmd waardoor er geen verbindingsonderdelen aan de binnenzijde van de romp zichtbaar zijn. De fronten zijn greeploos en openen middels een druksysteem (snapper). De rompen kunnen worden geplaatst op stelvoeten of aan de wand worden gehangen. Rompen die aan de wand worden gehangen zijn voorzien van een geïntegreerde verstelbare ophanglat.

Afwerking

Romp : buitenzijde basislak, binnenzijde melamine
Plank : verjongd, bovenzijde basislak, onderzijde melamine
Fronten : voorzijde basislak, binnenzijde melamine
Separatie : basislak

De lichtgrijze ladebakken worden voorzien van dubbel uittrekbare ladelopers en openen middels een druksysteem. Vision Next is leverbaar in de kleuren wit 900, zwart 901, aluminium 902, bruin 903, rood 904 en grijs 905.

Composition

Système d'armoire modulaire composé de caissons ouverts et fermés, d'étagères, de portes, de tiroirs, d'abattants et des pieds réglables. Les caissons sont complètement collés et aucun élément d'assemblage n'est donc visible à l'intérieur. Les façades n'ont pas de poignée et s'ouvrent par un système à pression (snapper). Les caissons peuvent être posés sur des pieds réglables ou accrochés au mur. Les caissons qui se fixent au mur sont dotés d'une barre de suspension intégrée réglable.

Finition

Caisson : extérieur laque de base, intérieur melamine
Rayon : en biseau, dessus laque de base, dessous melamine
Façades : avant laque de base, intérieur melamine
Séparation : laque de base

Les tiroirs gris clair sont dotés de glissières doubles et s'ouvrent par un système à pression. Vision Next est disponible dans les coloris blanc 900, noir 901, aluminium 902, brun 903, rouge 904 et gris 905.

Struttura

Sistema di mobili costituito da scocche aperte e chiuse, ripiani, ante, cassetti, ribalte e piedi regolabili. Le scocche sono completamente incollate, in maniera tale che dall'interno non sia visibile alcuna giuntura. Tutti i pannelli frontali sono privi di maniglie e si aprono mediante un sistema a pressione (snapper). Le scocche possono essere montate su piedi regolabili o essere fissate a muro. Le scocche da montare a muro sono dotate di una cremagliera regolabile integrata.

Lavorazione

Scocca : esterno lacca di base, interno melamina
Ripiano : bordo smussato, lato superiore lacca di base, lato inferiore melamina
Fronte : superficie esterna lacca di base, superficie interna melamina
Separazione : lacca di base

I cassettoni grigio chiaro sono dotati di doppi binari di scorrimento e si aprono mediante un sistema a pressione. Vision Next È disponibile nei colori bianco 900, nero 901, alluminio 902, marrone 903, rosso 904 e grigio 905.

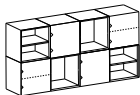
Set-up

Cabinet system consisting of open and closed bodies, shelves, doors, drawers, flaps and adjustable feet. The bodies are fully glued so that no joints are visible on the inside. The fronts have no handles and open by means of a push-to-open system (snapper). The bodies can be placed on adjustable feet or mounted on the wall. Bodies mounted on the wall come with an integrated adjustable mounting slat.

Finish

Body : basic lacquer on the exterior, melamine on the interior
Shelf : rejuvenated, basic lacquer on top, melamine on the underside
Fronts : basic lacquer on the front, melamine on the interiorer
Divider : basic lacquer

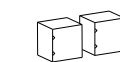
The light grey drawers are fitted with double pull-out drawer runners and a push-to-open system. Vision Next is available in the colours white 900, black 901, aluminium 902, brown 903, red 904 and grey 905.



combination VN01
90 x 180 x 41

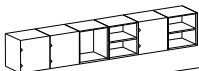
including 4 shelves

basic



combination VN02
90 x 405 x 41

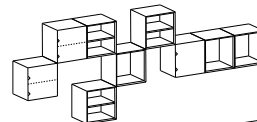
basic



combination VN03
45 x 270 x 41

including 2 shelves

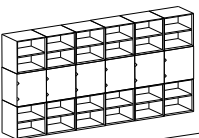
basic



combination VN04
135 x 360 x 41

including 5 shelves

basic



combination VN05
135 x 270 x 41

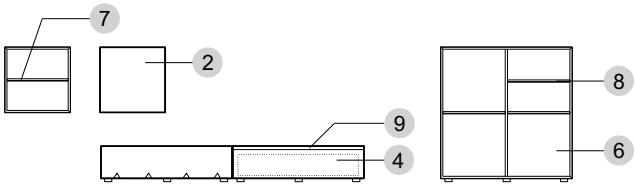
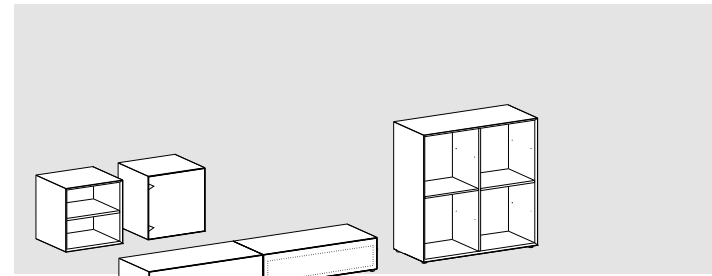
including 12 shelves

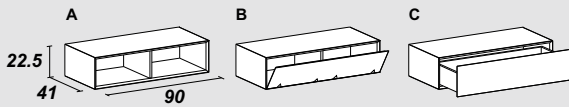
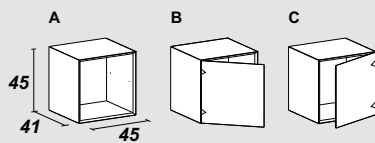
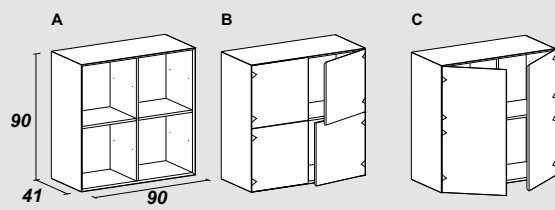
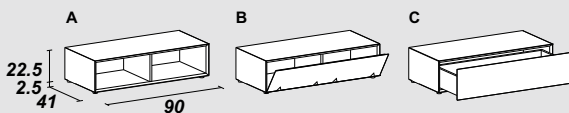

basic



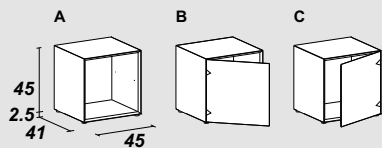
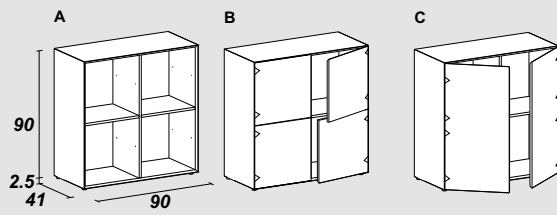
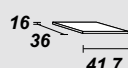
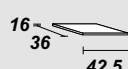

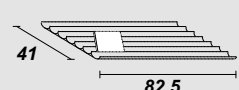
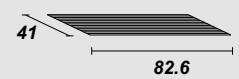
combination VN06
90 x 90 x 41

basic



			d 41										
1	22,5h hangend/pendaison/impiccagione/hanging			<table><tr><th>code</th><th>basic</th></tr><tr><td>A</td><td>V60102</td></tr><tr><td>B</td><td>V60602</td></tr><tr><td>*C</td><td>V60702</td></tr></table>	code	basic	A	V60102	B	V60602	*C	V60702	<p><i>* Bij zware belasting wordt aanbevolen een steunbuis toe te passen.</i></p> <p><i>* Pour supporter des objets lourds nous recommandons d'appliquer un tube-support.</i></p> <p><i>* Per sostenere oggetti pesanti è consigliabile utilizzare un tubo di supporto.</i></p> <p><i>* To support heavy products we recommend a support tube.</i></p>
	code	basic											
	A	V60102											
	B	V60602											
*C	V60702												
													
<p>binnenmaten (cm) dimensions intérieures (cm) dimensioni interne (cm) inside measurements (cm)</p> <p>height width depth 22.5 ▶ 14.9 90 ▶ 82.6 41 ▶ 30.8</p>													
2	45h hangend/pendaison/impiccagione/hanging			<table><tr><th>code</th><th>basic</th></tr><tr><td>A</td><td>V60101</td></tr><tr><td>B</td><td>V60201</td></tr><tr><td>C</td><td>V60301</td></tr></table>	code	basic	A	V60101	B	V60201	C	V60301	
	code	basic											
	A	V60101											
	B	V60201											
C	V60301												
													
3	90h hangend/pendaison/impiccagione/hanging			<table><tr><th>code</th><th>basic</th></tr><tr><td>A</td><td>V60104</td></tr><tr><td>B</td><td>V60504</td></tr><tr><td>C</td><td>V60404</td></tr></table>	code	basic	A	V60104	B	V60504	C	V60404	
	code	basic											
	A	V60104											
	B	V60504											
C	V60404												
													
4	22,5h op stelvoet/sur pied réglable/su piede regolabile/on adjustable feet			<table><tr><th>code</th><th>basic</th></tr><tr><td>A</td><td>V64102</td></tr><tr><td>B</td><td>V64602</td></tr><tr><td>*C</td><td>V64702</td></tr></table>	code	basic	A	V64102	B	V64602	*C	V64702	<p><i>* Bij zware belasting wordt aanbevolen een steunbuis toe te passen. Romp inclusief countergewicht.</i></p> <p><i>* Pour supporter des objets lourds nous recommandons d'appliquer un tube-support. Caisson inclusivement contrepoids.</i></p> <p><i>* Per sostenere oggetti pesanti è consigliabile utilizzare un tubo di supporto. Scocca compresi counterpeso.</i></p> <p><i>* To support heavy products we recommend a support tube. Body inclusive counterweight.</i></p>
	code	basic											
	A	V64102											
	B	V64602											
*C	V64702												
													
													
<p>binnenmaten (cm) dimensions intérieures (cm) dimensioni interne (cm) inside measurements (cm)</p> <p>height width depth 22.5 ▶ 14.9 90 ▶ 82.6 41 ▶ 30.8</p>													

d 41

	code basic V64101 V64201 V64301	A B C	45h op stelvoet/sur pied réglable/su piede regolabile/on adjustable feet 5 
	code basic V64104 V64504 V64404	A B C	90h op stelvoet/sur pied réglable/su piede regolabile/on adjustable feet 6 
	code basic V69090	w 41.7	legplank tbv 45 breed 7 rayon pour ample 45 ripianto per largo 45 shelf for wide 45 
	code basic V69091	w 42.5	legplank tbv 90 breed 8 rayon pour ample 90 ripianto per largo 90 shelf for wide 90 
<p>Indien direct boven een 22,5 h hoge lade een steunbuis wordt gemonteerd is het niet mogelijk een DVD-interieur toe te passen.</p> <p>Si on utilise un tube-support juste au-dessus d'un tiroir de 22,5 de haut, on ne pourra pas placer d'intérieur DVD.</p> <p>Il montaggio di un tubo di sostegno sopra un cassetto alto 22,5 non permette l'uso di un modulo interno porta DVD.</p> <p>If a support tube is fitted directly above an 22,5cm high drawer, a DVD interior can not be fitted.</p>	code basic V69190	w 90	steunbuis 9 tube-support tubo di supporto support tube 
<p>Indien direct boven een 22,5 h hoge lade een steunbuis wordt gemonteerd is het niet mogelijk een DVD-interieur toe te passen.</p> <p>Si on utilise un tube-support juste au-dessus d'un tiroir de 22,5 de haut, on ne pourra pas placer d'intérieur DVD.</p> <p>Il montaggio di un tubo di sostegno sopra un cassetto alto 22,5 non permette l'uso di un modulo interno porta DVD.</p> <p>If a support tube is fitted directly above an 22,5cm high drawer, a DVD interior can not be fitted.</p>	code aluminium X81514 max. 100 CD X91512 max. 40 DVD	w 82.5 82.5	CD/DVD interieur 10 intérieur CD/DVD interno porta CD/DVD CD/DVD interior  <p>w 82.5 = max. 100 CD w 82.5 = max. 40 DVD</p>
	code rubber X71512	w 82.6	rubberen mat 11 tapis en caoutchouc stuoino in gomma rubber mat 



graphite 327



platinum 325



aluminium 324



silver 326



black 301



antraciet 309



cool grey 304



blue grey 307



basalt 313



stone grey 312



light grey 311



off grey 308



black taupe 340



structure black taupe 440



structure black 401



structure snow white 400



green 640



ultramarine 660



carmine 600



lemon 630



olive 641



hard blue 661



red orange 601



yellow 631



stone red 606



tomato red 607



chinese red 608



dark red 609



orange 616



terra 617



autumn 618



red brown 619



fresco taupe 346



light taupe 347



taupe 348



dark taupe 349



snow white 300



white 305



sand 389



off lemon 391



off cactus 336



bamboo 337



light moss 338



moss 339



frosted blue 666



azure 667



cobalt 668



night blue 669