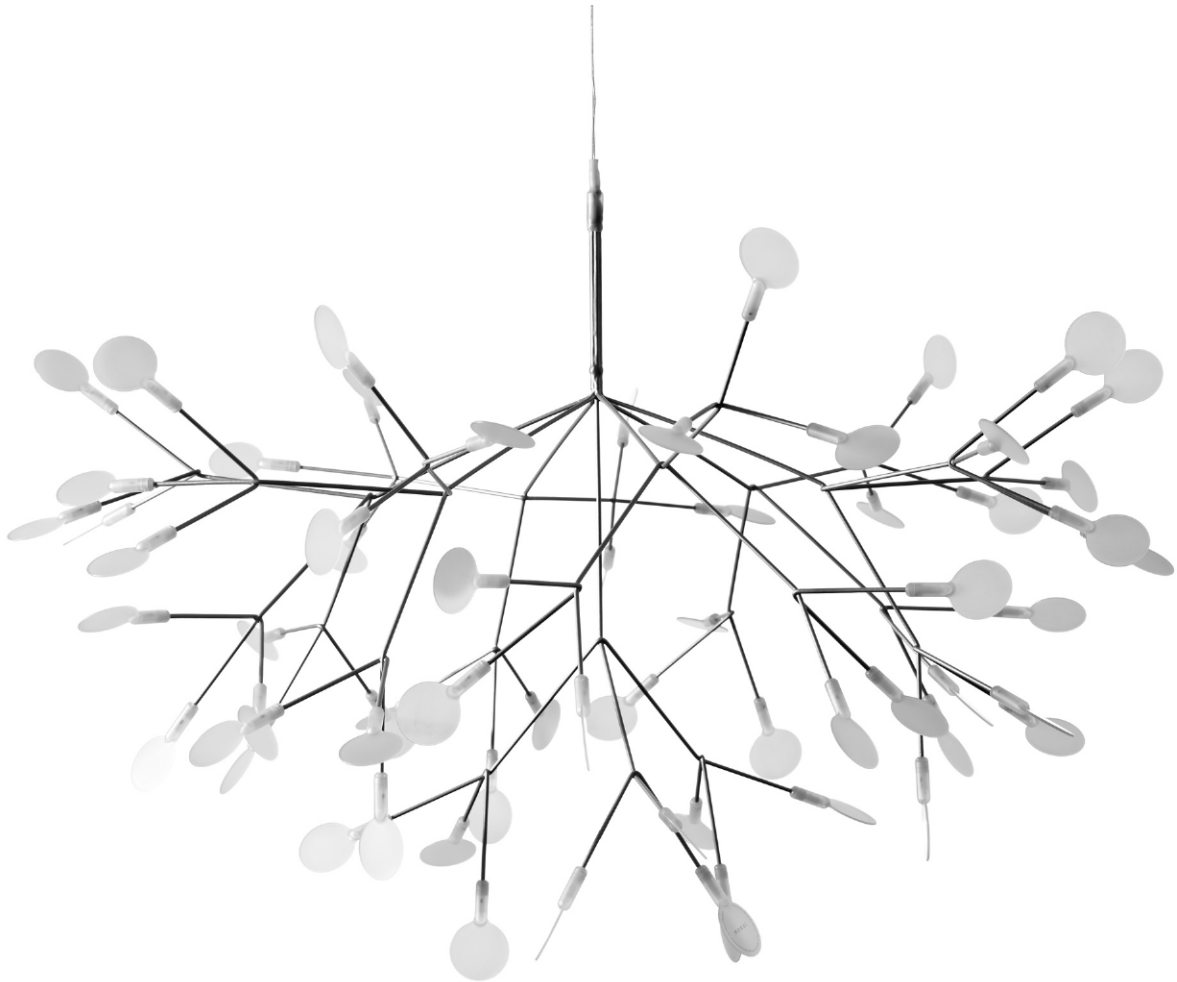


m o o o i[®]




Heracleum

Decorative LED lamp inspired by the Heracleum Plant. The white leaves/lenses ramify from one branch creating a very technical, natural structure. By using the technique of coating conductive layers, the lamp is very thin and delicate. A design not possible with normal wires.

Designer	Bertjan Pot Powered Through Electrosandwich® By Marcel Wanders
Year of design	2010
Material	Metal wire frame, poly carbonate lenses ultra thin suspension wire.
Additional	Dimmable

m o o o i[®]

Detailing




The Heracleum leaves are not frozen in one position. They can be freely re-positioned by rotating them around their stem.

Colour

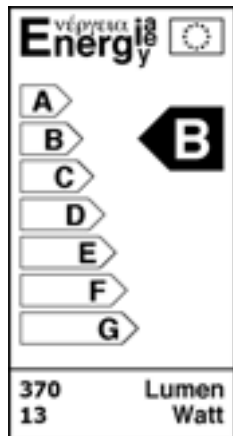


Nickel



Copper

Technical



Amount of LED's	63
Colour temperature (degrees Kelvin, K)	3000K (warm white, comparable to incandescent)
Colour rendering index	CRI_Ra 71, colour rendering group 2
Luminous flux (Lumen, lm)	369 lm (≈ 40W incandescent)

Dimmable with R, L type dimmer (dimmer for incandescent, halogen)

Please make sure to use a dimmer rated for a low power luminaire.

Power consumption MAX14W.

Input voltage of 110-127V~60Hz AC

Voltage on lamp < 5V DC (actual lamp surface functions as conductor!)

Steel canopy, cable length 4M (transparent)

Power supply included in canopy. Professional installation recommended.

Packaging

H	75 cm 29.5"
W	103 cm 40.6"
D	103 cm 40.6"

Colli 1/1

Product weight:

5 KG | 11 lb

With packaging:

15 KG | 33 lb

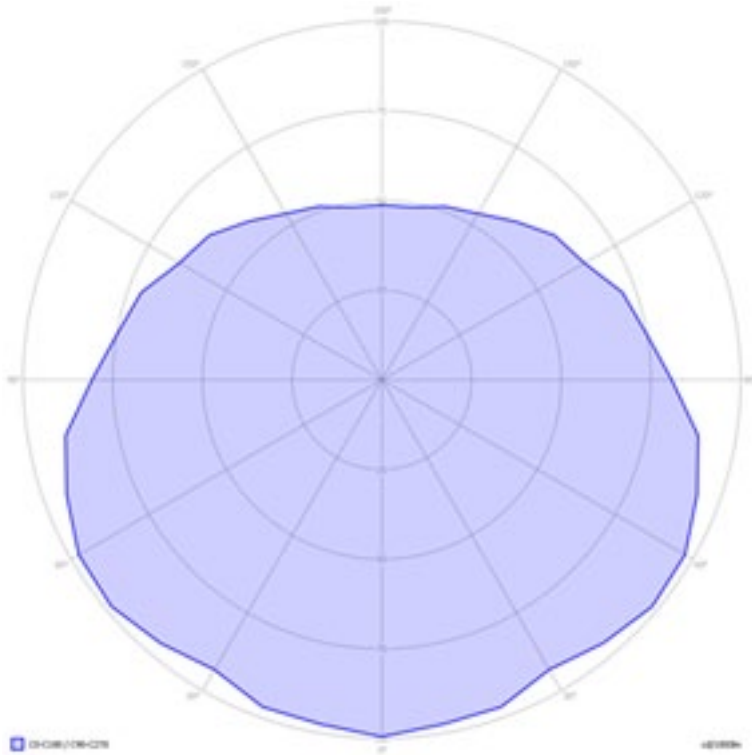
Cleaning Instructions

To clean the Heracleum Moooi recommends using a feather duster to remove any dust particles. If a stain persists use a soft damp cloth to gently rub the stained area. Moooi recommends always reading the label of any cleaning product you wish to use on or near any item from the Moooi collection. For further information on how to clean this product please contact your nearest Moooi agent or dealer which can be located via our website.

m o o o i[®]

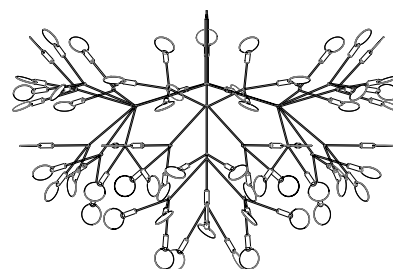
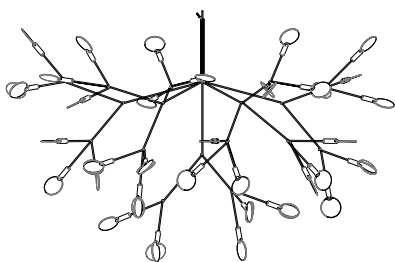
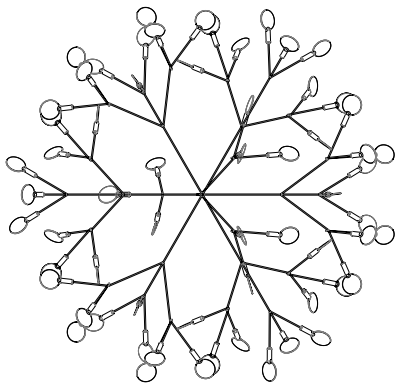
Radiation diagram

This diagram shows the luminous intensity of the luminary.



Main dimensions

98cm | 38.6"



65cm | 25.6"