


LIBELLE

Pietro Russo

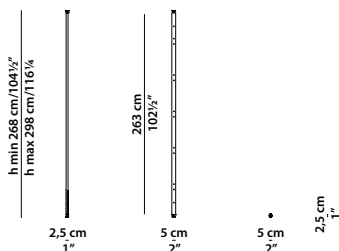


Modello componibile. **Disponibile nella versione a soffitto o a parete.** Struttura portante in metallo verniciato nero opaco, fissata a soffitto o a parete mediante perni in ottone satinato. **Per un'altezza superiore a 358 cm, 139½" si consiglia di utilizzare perni con viti.** Supporti mensole in ottone satinato. Struttura ripiani in **acero tinto nero con interno in paglia di Vienna, in acero miele con interno in paglia di Vienna nera o rivestiti in pelle.** Opzionale ring contenitore in ottone satinato disponibile solo per ripiani in pelle.

Modular article. **Available fastened to ceiling or to wall.** Supporting frame in matte black-varnished metal, fastened to ceiling or to wall through satin brass pins. **For heights over 358 cm, 139½" we recommend using pins with screws.** Shelves' supports in satin brass. Shelves with frame in **black-stained maple with inside in cane, frame in honey maple with inside in black cane or leather-covered.** Optional storage ring in satin brass only available for leather-covered shelves.

2,5 x 5 h268/298

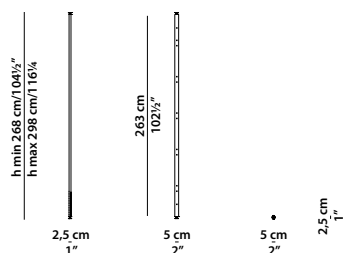
Montante terminale a soffitto.
Ceiling terminal upright.



Possibilità di disporre in altezza massimo 5 mensole.
It is possible to put a maximum of 5 shelves in height.

2,5 x 5 h268/298

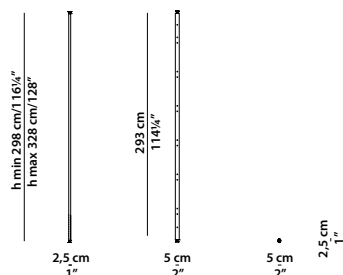
Montante centrale a soffitto.
Ceiling central upright.



Possibilità di disporre in altezza massimo 5 mensole.
It is possible to put a maximum of 5 shelves in height.

2,5 x 5 h298/328


Montante terminale a soffitto.
Ceiling terminal upright.



Possibilità di disporre in altezza massimo 6 mensole.
It is possible to put a maximum of 6 shelves in height.

2,5 x 5 h298/328

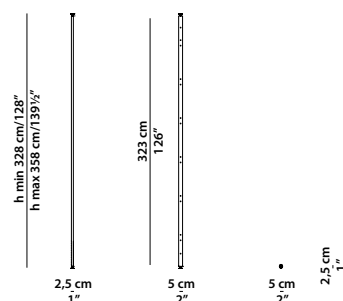
Montante centrale a soffitto.
Ceiling central upright.



Possibilità di disporre in altezza massimo 6 mensole.
It is possible to put a maximum of 6 shelves in height.

2,5 x 5 h328/358


Montante terminale a soffitto.
Ceiling terminal upright.




Possibilità di disporre in altezza massimo 6 mensole.
It is possible to put a maximum of 6 shelves in height.

2,5 x 5 h328/358

Montante centrale a soffitto.
Ceiling central upright.

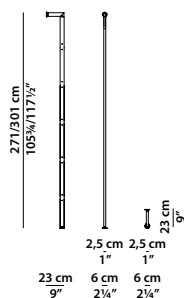


Possibilità di disporre in altezza massimo 6 mensole.
It is possible to put a maximum of 6 shelves in height.



2,5 x 23 h271/301

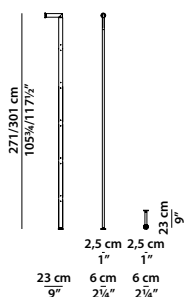
Montante terminale a parete.
Wall terminal upright.



Possibilità di disporre in altezza massimo 5 mensole.
It is possible to put a maximum of 5 shelves in height.

2,5 x 23 h271/301


Montante centrale a parete.
Wall central upright.



Possibilità di disporre in altezza massimo 5 mensole.
It is possible to put a maximum of 5 shelves in height.

2,5 x 23 h301/331

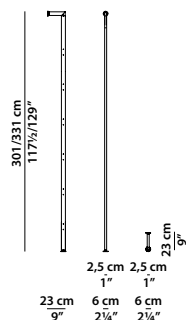
Montante terminale a parete.
Wall terminal upright.



Possibilità di disporre in altezza massimo 6 mensole.
It is possible to put a maximum of 6 shelves in height.

2,5 x 23 h301/331

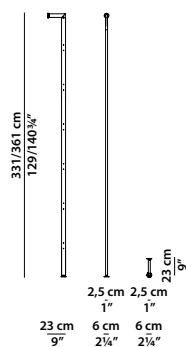
Montante centrale a parete.
Wall central upright.



Possibilità di disporre in altezza massimo 6 mensole.
It is possible to put a maximum of 6 shelves in height.

2,5 x 23 h331/361

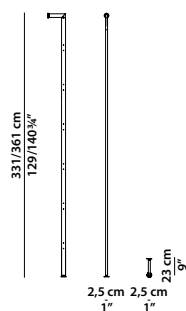
Montante terminale a parete.
Wall terminal upright.



Possibilità di disporre in altezza massimo 6 mensole.
It is possible to put a maximum of 6 shelves in height.

2,5 x 23 h331/361

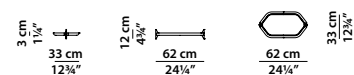
Montante centrale a parete.
Wall central upright.



Possibilità di disporre in altezza massimo 6 mensole.
It is possible to put a maximum of 6 shelves in height.

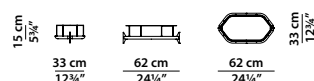
62 x 33 h3

Mensola. Shelf.



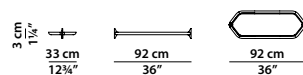
62 x 33 h15

Mensola con ring contenitore.
Shelf with storage ring.



92 x 33 h3

Mensola. Shelf.



92 x 33 h15

Mensola con ring contenitore.
Shelf with storage ring.

