
Richard

BEDS

Antonio Citterio



Description

From sofa to bed. The design of the new Richard bed is defined by a high bed side running along the perimeter of the bed and the sartorial detail of stitching with the insertion of a raw cut profile. The height of the lateral bed sides allows inserting any type of mattress supports, from metal to wooden slatted base or an “under mattress” with springs, or slatted base with manual mechanism.

Technical information

Internal frame

tubular steel and steel profiles

Internal frame upholstery

Bayfit® flexible cold shaped polyurethane foam, polyester fibre

Feet

tubular steel and steel profiles

Ferrules

thermoplastic material

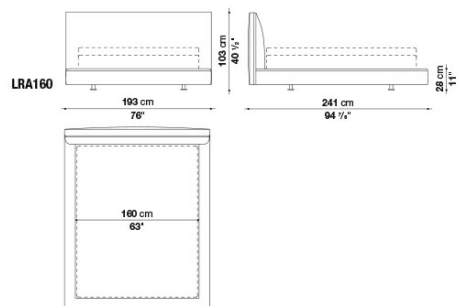
Cover

fabric or leather (plastic material profiles)

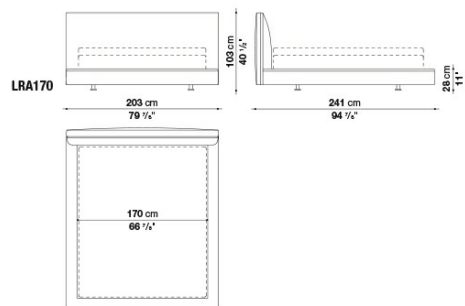
The product is conformable at

EN 1725 beds and mattresses : safety requirements and test methods

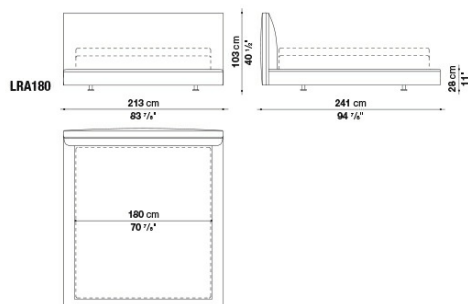
Technical drawings



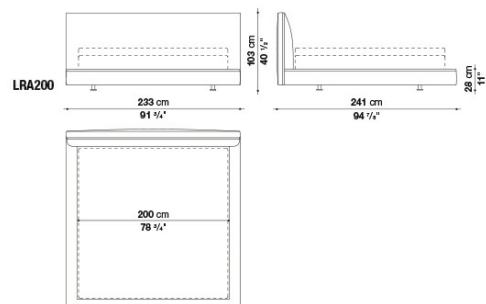
LRA160



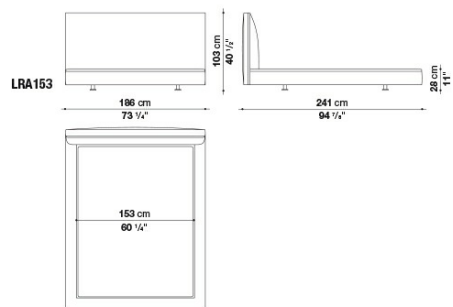
LRA170



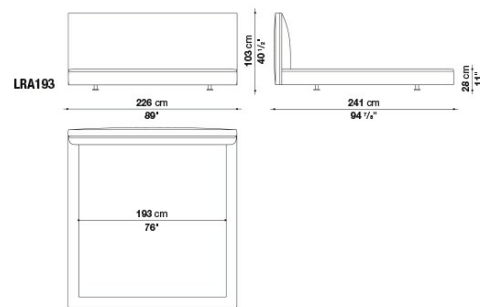
LRA180



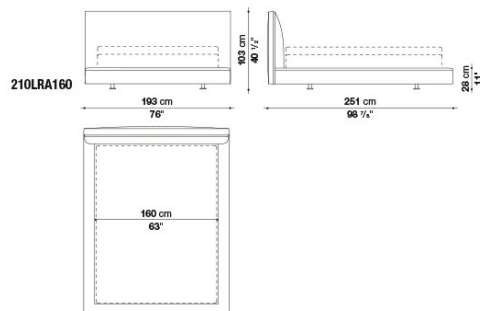
LRA200



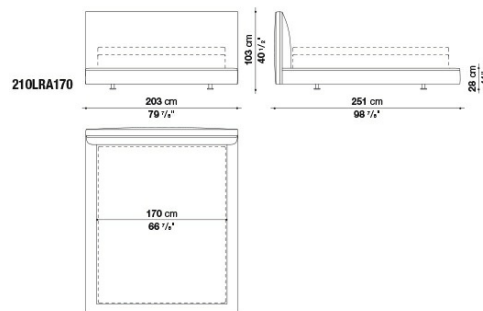
LRA153



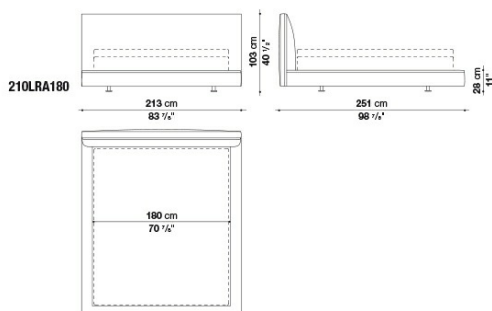
LRA193



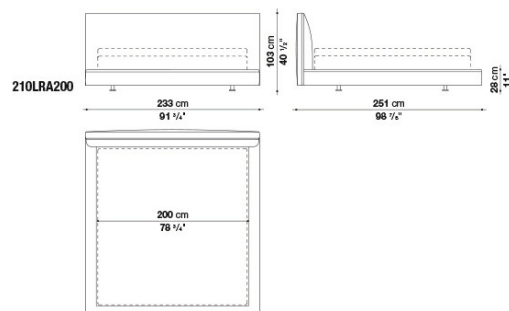
210LRA160



210LRA170



210LRA180



210LRA200

B&B Italia reserves the right to make technological and aesthetic improvements to its models, including changes to the sizes and materials, without notice. The technical drawings do not define the details of the product. The measurements shown are indicative and may undergo changes. In particular, the dimensions relevant to the padded parts are subject to usage tolerances over time caused by the normal adjustment of the padding. For the specific information, please contact the dealer closest to you.