

m o o o i[®]



Eurolantern *suspended lamp*

Moooi works are proud to introduce this new range of lighting for the Moooi collection.

| | | |
|-----------------------|--|-------------|
| Designer | Moooi works | |
| Year of design | 2009 | |
| Material | Polyester stretch fabric, steel wire frame. | |
| Additional | Please refer to the user manual for more information | |
| Product Codes | Moooi, lighting, Eurolantern, small-susp | MOEELS-S--* |
| | Moooi, lighting, Eurolantern, medium-susp | MOEELS-M--* |
| | Moooi, lighting, Eurolantern, large-susp | MOEELS-L--* |

Detailing



The Eurolantern has a decoratively patterned ring.

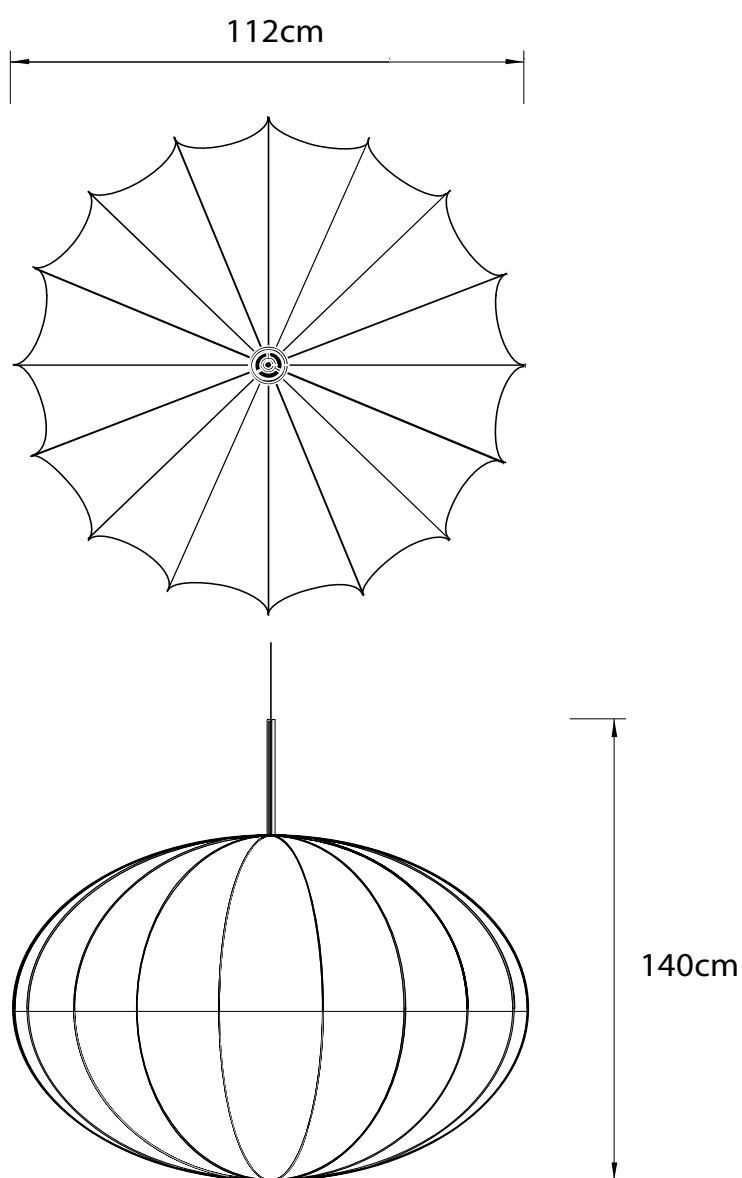
Colour

| | | | |
|---|---|---|--|
|  White *W |  Black *B |  Red *R |  Pattern *T |
|  |  |  |  |

The colour choice is applied to the top half, Eurolantern is always white on the bottom half.

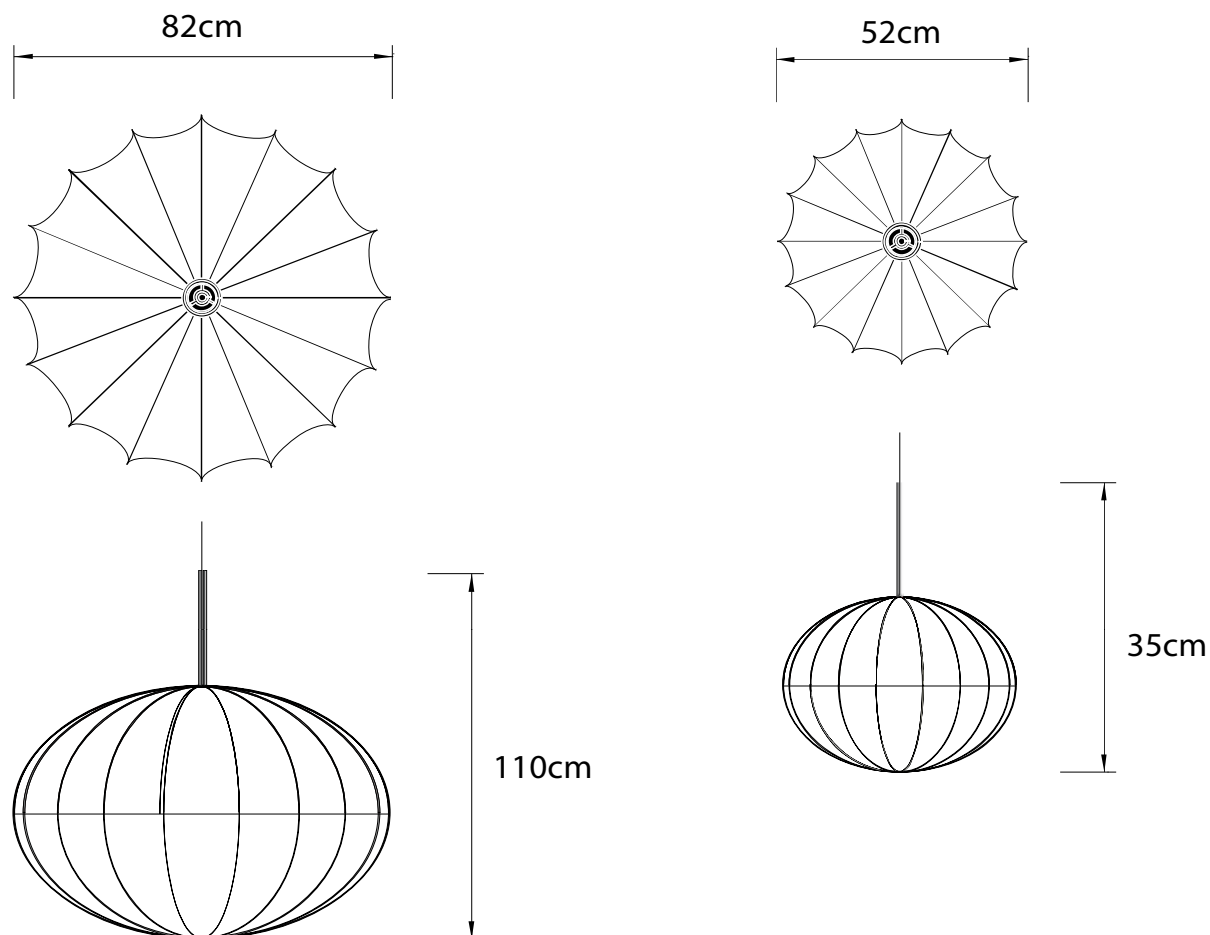
m o o o i[®]

Main dimensions - Eurolantern Large suspended












m o o o i[®]

Main dimensions - Eurolantern medium & small suspended









Technical

The Eurolantern has a unique mechanism for installation. The Eurolantern arrives as a cylinder of stretchable fabric which when pressed down unfolds into a beautiful Eurolantern. For further instructions, refer to the user manual.

| | | |
|---|--|---|
|  Large E27x1 20Watt MAX |  Medium E27x1 20Watt MAX |  Small E27x1 20Watt MAX |
|  Standard cable length |  Standard cable length |  Standard cable length |
|  110 x 75 (Ø x h) ** -Product weight |  80 x 55 (Ø x h) ** -Product weight |  50 x 35 (Ø x h) ** -Product weight |

Packaging

| | | |
|---|--|---|
|  Large H-18cm W-18cm L-152cm |  Medium H-18cm W-18cm L-112cm |  Small H-18cm W-18cm L-72cm |
|  1-Colli ** -with packaging |  1-Colli ** -with packaging |  1-Colli ** -with packaging |

Photography



Photography by Nicole Marnati

Moooi presentation, Salone del mobile. 2008

Cleaning Instructions

To clean the Eurolantern, Moooi recommends using a sticky lint remover, available from most good retail outlets. Gently roll the lint remover over the whole shade until all dust particles are gone. For tough stains Moooi recommends dab-cleaning the stained area with a little diluted detergent. Be careful not to rub the area as this can make the stain worse.

Moooi recommends always reading the label of any cleaning product you wish to use on or near any item from the Moooi collection. For further information on how to clean this product please contact your nearest Moooi agent or dealer which can be located via our website.
